


# CCE CARTAGE SERVICE GUIDE

Feb, 2025



**CCE**  
Canada Courier Express



# ABOUT THIS GUIDE

The CCE Canada Courier Express Rate Guide is designed to help you quickly and easily calculate freight rates for cartage service in the Lower Mainland.

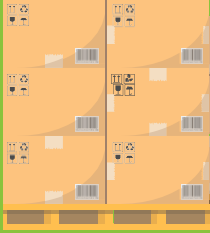
CCE's rates are calculated based on the chargeable weight of your shipment and distance.

## HOW TO CALCULATE YOUR SHIPPING RATE:

1. Locate the origin and destination.
2. Refer to the section entitled How to Calculate Chargeable Weight to establish the total chargeable weight of your shipment by adding together each pallet's incremental weight and rounding up to the nearest whole number.
3. The rates for your shipment will be calculated for the chargeable weight based on the applicable CWT rate subject to a lane minimum charge. Please refer to the section entitled How to Calculate Cartage Shipping Charges.
4. Once you have determined your shipping charges, turn to the section entitled CCE Freight Value Added Services Tariff (Accessorial Services) and choose from our additional service options to help complement your shipping needs.
5. Now, you are ready to send your shipment with Canada Courier Express. You can choose to ship online at [www.cce-express.com](http://www.cce-express.com) or contact us at 604-516-8437.



50 "H



40 "W 48 "L

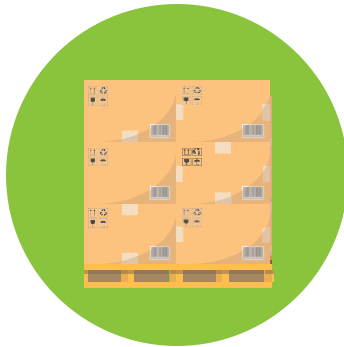
$$\begin{aligned} &40 \times 40 \times 50 / \\ &172.8 \\ &= \\ &556 \text{ LBS.} \\ &\text{ROUNDED} \end{aligned}$$

## CALCULATING YOUR CHARGEABLE WEIGHT

Calculate the cubic feet of the shipment: L x W x H (all in inches) / 172.8 (Dimensional Factor)

Example: Pallet measuring 48" (L) x 40" (W) x (50" (H) would be calculated at 556 Lbs.

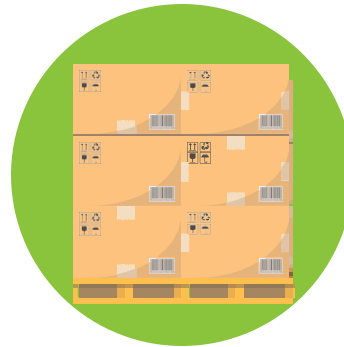
### ILLUSTRATION 1



Actual Weight:  
550 Lbs.  
Dimensional  
Weight: 650 Lbs.

Chargeable Weight:  
650 Lbs. (higher of  
actual or  
dimensional weight)

### ILLUSTRATION 2



Actual Weight:  
750 Lbs.  
Dimensional  
Weight: 550 Lbs.

Chargeable Weight:  
750 Lbs (higher of  
actual or  
dimensional weight)

# CALCULATE SHIPPING CHARGES



## STEP 1

Determine the chargeable weight of your shipment. If it is higher than the actual weight, dimensional weight, please refer to the section entitled Calculate your Chargeable Weight above for details.

## STEP 2

After you calculate the Chargeable Weight for your shipment, you can find the price per skid in the list below:

Origin	Destination	PV	MIN	500	1000	1500	2000	2500	3000	5000	Over 5000
Lower Mainland	Lower Mainland	BC	\$40.92	\$40.92	51.72	57.12	67.92	78.72	89.64	99.99	\$1.8/100

## SCENARIOS

01

MIN charges the absolute minimum that would be charged for the shipments if the calculated CWT (per 100 lbs.) rate falls below the MIN charge.

Eg.

Shipment with 350 lbs, which is lower than the minimum chargeable weight, would be rated at \$37.89, using the 500-weight break CWT rate.

02

CWT Rates apply when the calculated charges are higher than the minimum charges for the lane and are based on the shipment's higher actual or dimensional weight.

Eg.

Shipment with 400 lbs actual weight and 1000 lbs Dimensional weight would be charged using the 1000 lbs weight break CWT rate).

03

Overweight 5001 lbs, use the \$1.8 rate

Eg.

Weight will be rated at \$1.8 per lb, i.e.  $6000 \text{ lbs} \times \$1.8 = 10800 / 100 = \$108$

# TERMS & CONDITIONS

---

- All rates are subject to shipment being cubed at a Dimensional factor of 172.8. Shipments will be rated at higher than actual or cubed weight.
- All shipments are subject to applicable Fuel Surcharge as per CCE Ltd. Terms and Conditions of Service.
- Additional services (Value Added Services) required for pickup and/or delivery of the shipment will be charged following the CCE Ltd. Extra Services Value.
- Any rate quoted for a Shipment is an estimate only and based solely upon the Customer's information. The actual Service Rate and additional charges applied to a Shipment, and for which a customer will be invoiced, may vary from the rate quote based on the Shipment characteristics actually tendered to CCE Ltd.
- CCE Canada Courier Express Ltd. reserves the right to modify, suspend, or cancel rates, Value Added Services Tariff, and Additional Service Charges - Administrative, at its sole discretion at any time without notice.
- Rates and services are subject to CCE's Terms and Conditions of Service.
- The cut-off time for same-day delivery is 11:00; orders placed after 11:00 am will be picked up or delivered by the next day.



Rate Scale	Application
MIN	Absolute Minimum Charges for shipping lane
500	Rate per CWT for shipments with chargeable weight up to 500 lbs
1000	Rate per CWT for shipments with chargeable weight from 501 lbs up to 1000 lbs
1500	Rate per CWT for shipments with chargeable weight from 1,001 lbs up to 1,500 lbs
2000	Rate per CWT for shipments with chargeable weight from 1,501 lbs up to 2,000 lbs
2500	Rate per CWT for shipments with chargeable weight from 2,001 lbs up to 2,500 lbs
3000	Rate per CWT for shipments with chargeable weight from 2,501 lbs up to 3000 lbs
5000	Rate per CWT for shipments with chargeable weight from 3,001 lbs up to 5000 lbs
Over 5000	Rate per CWT for shipments with chargeable weight from 5001 & over



# CCE EXTRA SERVICES VALUE

---

## Advance Delivery Notification / Appointments

An additional charge will be applied each time CCE is required to provide notice to or book an appointment with the receiver in advance of making a delivery.

-----> \$50.00 per occurrence.

## Dangerous Goods

An additional charge applies if the goods tendered for carriage are classified as Dangerous Goods.

-----> \$25

## Declared Value / Valuation

Freight requiring an insured value greater than \$2 per pound will be charged 2.00% of the total declared value of the shipment above regular freight charges, up to a maximum of \$5000 declared value.

-----> 2.00% of the total  
declared value

## Delay Charges (Detention with Power)

An extra charge calculated in 15 minutes increments will apply if a CCE driver is detained or delayed at the origin or destination beyond 30 minutes.

-----> \$70.00 per hour.

## Document Copies

An extra charge applies if the shipper and/or receiver requests an extra copy of a document of a specific shipment. Document copies are available free of charge online.

-----> \$5.00 per document  
requested

## Redelivery

Freight not delivered on the first attempt will be subject to an additional fee for each subsequent delivery attempt.

-----> \$5.00 per CWT  
Minimum \$35.00  
Maximum \$150.00





# CCE EXTRA SERVICES VALUE

---

## Inside Pickup / Delivery

When CCE is required to deliver to a place other than a loading dock/platform or outside the entrance, an additional fee will be charged. This would include but is not limited to shopping mall deliveries where the driver must take the freight beyond the outside loading dock.

-----> \$35.00

## Off Hours / Day Pick Up or Delivery

An additional charge will be applied if pickup or delivery is required during the after-hours time period specified in the CCE Terms and Conditions of Service.

-----> \$70.00  
Minimum 4 hours

## Redirect in Transit

Shipments requiring a change of delivery address while in transit will be subject to an additional fee.

-----> Spot Quote+ \$15.00  
admin Minimum \$35.00

## Job Site or Self-storage

Shipments consigned to a Job site or Self Storage facility will be subject to an additional fee.

-----> \$25 per delivery

## PTG

Shipments requiring the use of a Power TailGate at origin or destination will be subject to a surcharge.

-----> \$25  
per deliveries or pickups

## Trade Show

Shipments originating from or destined for a trade show.

-----> \$40.00 per shipment



# CCE EXTRA SERVICES VALUE

---

## Two Person Pickup / Delivery

When the characteristics of the freight or procedures at pickup or delivery require an additional person to assist the driver. Billed by the minute from the time the activity starts until the time the activity is completed.

-----> Ride Along with a Person  
\$55.00 per hour  
Minimum 4 hours

## Order Cancellation

If a pickup is cancelled after being dispatched but before the pickup is made, a fixed charge will be applied.

-----> \$55.00 per occurrence

## Attempted Pickup (Vehicle Furnished But Not Used)

An additional charge will be applied where a Shipper has not canceled a requested or scheduled pickup. Upon arrival at a Shipper's premises, the shipper informs CCE that such shipper will tender no Shipment.

-----> \$65.00 per occurrence

## ADDITIONAL ADMINISTRATIVE CHARGES

### Non-Sufficient Funds Charges

An additional charge may be applied resulting from any non-sufficient funds (NSF) cheques.

-----> \$25.00 per NSF cheque